



Fire Department, City of New York

## FIRE SAFETY EDUCATION

# 6

# PLAN YOUR FIRE ESCAPE

## CAN YOUR FAMILY SURVIVE A FIRE IN YOUR HOME?

More than 50% of home fire deaths occur between 10:00 p.m. and 6:00 a.m., when most people are sleeping. Pre-school children and older adults over 65 years of age are twice as likely to die in a home fire than any other age group.

***It is not enough to have a smoke alarm!  
Protect your family by planning and practicing  
a home fire escape plan!***



### HOW TO MAKE "THE FIRE ESCAPE PLAN"

Use a graph to draw a floor plan of your home or apartment (there's one on back). Draw all floors in your home, including all windows and doors. Label each sleeping area. Show stairways and number of stairs at each stairway. Show two ways out of each room by using arrows.

***After you have drawn your floor plan, discuss the escape routes with everyone in your home.***

- If your fire escape window has security bars or a gate, make sure it is FDNY approved for fire escape windows.
- Teach everyone in your home how to unlock and open the windows and doors.
- Keep stairways and exits clear of clutter and storage. (no storage on building fire escapes.)
- Agree on a meeting place outside your home so you will know everyone is out safe.

### NOW HAVE A FIRE DRILL

Now that you have a plan, **practice the plan with a realistic fire drill.** Get the entire family involved!

- Since most home fires occur in the early morning hours, have your family members pretend they are sleeping.
- Make the house dark as if it is smoke filled.
- Begin the fire drill with the sounding of your smoke alarm, making sure everyone can clearly hear and recognize the sound.

### INCLUDE IN YOUR DRILL

- the responsibility of waking a child or older adult.
- having family members practice escaping through smoke by crawling low on hands and knees.
- having family members close doors behind them.
- reminding family members not to stop to get dressed or collect possessions.
- Follow your planned escape all the way through to the meeting place.



***Let's Keep Your  
Family Fire Safe!***

SMOKE ALARMS SAVE LIVES

CARBON MONOXIDE ALARMS SAVE LIVES

SMOKE ALARMS SAVE LIVES

A Public Fire Safety Message From The New York City Fire Department



Michael R. Bloomberg, Mayor  
Nicholas Scoppetta, Fire Commissioner







Fire Department, City of New York

# FIRE SAFETY EDUCATION

# PLAN YOUR FIRE ESCAPE

## HOW TO MAKE "THE FIRE ESCAPE PLAN"

1. Using the graph below, draw your floor plan.
2. Draw all floors in your home.
3. Include all windows and doors and label each sleeping area.
4. Show stairways and number of stairs at each stairway.
5. Show two ways out of each room by using arrows.



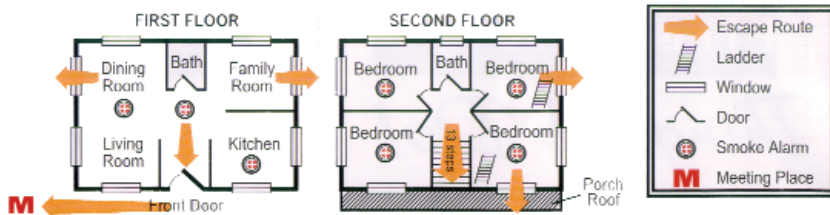
### REMEMBER THESE STEPS

**A**  
DRAW A FIRE ESCAPE PLAN

**B**  
DISCUSS THE ESCAPE ROUTES WITH EVERY MEMBER OF YOUR FAMILY

**C**  
CONDUCT A REAL FIRE DRILL

Sample Floor Plan



Issued by FDNY

Office of Fire Safety Education & Office of Public Information & FDNY Fire Safety Education Fund

FDNY Website [www.nyc.gov/fdny](http://www.nyc.gov/fdny) or [www.fdneyfirezone.org](http://www.fdneyfirezone.org)



FIRE SAFETY EDUCATION FUND